



# Fall Arrest **SAFETY NETS**

ABN: 84 154 764 413










**Fall Arrest SAFETY NETS**

ABN: 84 154 764 413



**manufacturing  
quality safety netting**



PO Box 30 Ashmore City QLD 4214

[www.fallarrestsafetynets.com.au](http://www.fallarrestsafetynets.com.au) email: [david@fallarrestsafetynets.com.au](mailto:david@fallarrestsafetynets.com.au)

mobile: 0413 940 722 office: 07 5500 4456 fax: 07 5500 4457





# Fall Arrest **SAFETY NETS**

ABN: 84 154 764 413

**Dear Customer,**

Fall Arrest Safety Nets (Aust.) Pty Ltd are market leaders in specialist access and safe netting systems. We make durable dependable polypropylene safety netting in any size or shape to suit your project. From **Civil / Commercial, Mining to Residential industries**, our safety nets are made to your precise specifications, priced competitively and delivered when you want them.



Loyal to our commitment to innovation and constant improvement, our warehouse is equipped with the machinery to respond constantly to the challenges facing companies in providing a **SAFE WORKING AT HEIGHT** environment for their employees.

I am proud to have participated in the success of many companies who have placed their confidence in our team (a brief example):

Abigroup	Bechtel Mining	Brookfield Multiplex
Xstrata Mining	Ernest Henry Mines	McBryde Corporation
Laing O'Rourke	John Holland Group	MakMax Australia
Fabritecture Pty Ltd	Watpac Civil & Mining	
Taiyo Membrane Corp (Singapore)		

and inviting those companies who are committed to investing in a quality product, **manufactured in Australia**, to count on us for their upcoming projects.

The benefit we offer to our customers is that we can supply a cost effective and quick delivery of safety netting systems, custom made in Australia.

I am convinced that Fall Arrest Safety Nets will make you and your company a fully satisfied customer.

**DAVID SULLIVAN**  
Managing Director



# Fall Arrest **SAFETY NETS**

ABN: 84 154 764 413

## **SYSTEM S** Safety net for Horizontal Use

### **General** Characteristics

Safety Net EN 1263-1  
30kN border rope  
High tenacity polypropylene  
Mesh: 100mm x 100mm and 60mm x 60mm  
Minimum break 2390kN (ISO 1806)




### **Principal** Components

#### **Safety Net -**

Mesh with dimensions 100m x 100mm and 60mm x 60mm.  
Mesh thickness: 5mm  
Manufactured in high tenacity polypropylene  
*Rope/trial mesh:* Lodged in the safety net to determine the deterioration due to aging.

#### **Border Rope -**

Passed through the exterior meshes of the net and tested in accordance with the requisites indicated in EN 1263-1 standard



### **Auxiliary** Components

#### **Tying Rope -**

Attach the net to the structure of the work  
Minimum breaking load 30kN or 15kN (double strand)

#### **Joining or Sewing Rope -**

Joining together of nets  
Approximate diameter 8mm  
Minimum breaking load 7.5kN

#### **Other components -**

Karabiners minimum break load: 20kN  
Fastening hooks e.g. Scaffold hook, net claw







# Fall Arrest **SAFETY NETS**



ABN: 84 154 764 413

Our **products** comply with all the **requisites** demanded by the **industry**, since they offer maximum levels of **quality**.

Our line of “**knotless nets**,” manufactured from **high tenacity polypropylene**, represents a new concept in netting and has been made possible by the application of the highest technologies applied to the manufacture of safety netting.

## Advantages of Polypropylene

- 100% recyclable
- 100% inert (does not produce bacteria)
- 100% non-allergenic
- Not digestible by any insect (e.g. Moths)
- Does not accumulate static electricity
- High Resistance to abrasion
- High protection against ultra-violet rays
- Maintains high tenacity in acid or alkaline environment
- Greater ease of mounting
- Very resistant to dirt, as it is a non-absorbent fibre







# Fall Arrest SAFETY NETS

ABN: 84 154 764 413

## SYSTEM U Safety nets for Vertical Use

### General Characteristics

The function of these nets is to prevent the fall of people or materials from an open edge: edges of floors, roofs, stairs and excavations (vertical protection).




### Principal Components

#### Safety Net -

Mesh with dimensions 100mm x 100mm and 60mm x 60mm.  
Manufactured in high tenacity polypropylene  
Density: 0.91

### Straps

The function of the straps is to quickly fix the net to the balustrade or guardrails







# Fall Arrest **SAFETY NETS**

ABN: 84 154 764 413

## WORK PLATFORM NETS Working at Height



### General Characteristics

**WP NETS**, also known as work position netting, work platform nets or temporary access platforms. These netting systems are an alternative form of access other than using traditional methods such as scaffolding.

Work platform nets are a new approach to accessing difficult work locations such as below deck structures as are often found around bridges, piers, wharves and mining platforms. Work platforms provide stable work areas for workers needing to carry out all tasks.

**Work Platform nets** provides an engineered safety system suitable for worker access in conjunction with a static line. The netting safety system is tensioned between anchor points to provide a stable work platform suitable for a wide variety of applications.

The nets are tough and highly durable, easy to store and transport. The work platform net has major benefits in locations where space and transportation considerations are critical. They are regarded as a **reliable fall prevention** working platform where personnel can work **with confidence**.





## INSTALLATION of Safety Nets

All companies are obliged to follow the Occupational Health and Safety (OHS) regulations of their individual states to ensure the safety of their employees. If companies do not adhere strictly to their relevant OHS regulations, they leave themselves exposed to criminal and/or civil court actions.

In Queensland for example, the installation of safety nets is deemed a **High Risk Work** activity (Queensland Workplace Health and Safety Regulations 2011; Schedule 3).

Fall Arrest Safety Nets recommends that safety nets are best installed following the guidelines and standards currently followed in Europe (European Standard EN1263-2:2002).

These nets are an innovative access system which can be quickly erected and dismantled in areas where access would otherwise be limited to large and bulky scaffolding systems. The supply and installation of safety nets benefit the client commercially, economically and financially.

To promote training in the relatively new area of Fall Arrest Safety Nets installation, Fall Arrest Safety Nets has developed a small number of training courses aimed at developing a skills and knowledge base that relate directly to European best practices.

Fall Arrest Safety Nets courses can be conducted on site or at our Queensland training venue. For further information contact our office direct.







# MANUFACTURING of Safety Nets

## VERSATILE \* PRACTICAL \* RELIABLE

Fall Arrest Safety Nets is a company that focuses on meeting client needs through the design and manufacture of fall arrest safety net systems that address real life project needs and constraints.

**We believe that design is the process that links creativity and innovation**

Fall Arrest Safety Nets links creativity and innovation by shaping customer ideas to become practical and attractive propositions for its customers.

Design can also help cut production costs. Careful design of the manufacturing process, for instance, can bring substantial savings to customers. It can also make processes and the use of materials more efficient and environmentally friendly, helping Fall Arrest Safety Net's customers comply with sustainability regulations and legislation.

**Fall Arrest Safety Nets** manufactures its line of fall arrest and work platform products at its warehouse. Investment in the very latest imported industrial forming and testing technology enhances the manufacturing process. Manufacturing staff are highly trained in the use of the computerised manufacturing equipment ensuring consistently high quality products are despatched to our customers.

All materials used in the manufacturing process of our safety products meet the specifications outlined by **European Standards EN 1263-1:2002** for the manufacture of safety products. Our mesh fulfils the requirements of the **International Certificate Network standard: ISO 9001:2008**.

**Fall Arrest Safety Nets** has designed and manufactured Fall Arrest Safety Net systems for a number of major government and industry clients.







# Fall Arrest **SAFETY NETS**

ABN: 84 154 764 413

## PROTECTIVE NETTING



### Debris Netting

*Where there's CONSTRUCTION, there's DEBRIS*

Falling objects can seriously injure people and damage property. Our debris and containment netting, wraps your building in safety **protecting workers, pedestrians and nearby structures.**

These nets have been developed to avoid the falling of pieces of debris, are durable and reusable and are available with various mesh size and strengths to meet your requirements.

Adding debris liners provides a much superior strength which assists in the containment of heavy debris, (e.g. Concrete). The debris net can be stitched onto the safety net or attached via zip ties.







# Fall Arrest **SAFETY NETS**


ABN: 84 154 764 413

## Conveyor Netting

If you are working with conveyor systems, our nets will ensure the secure movement of items along the conveyor belt as well as protecting debris falling from the **SIDE, REAR** or **BELOW**.

Conveyor nets are great for containing spills and dropped items as well as protecting workers from falling items. Our conveyor nets have been used on various mining sites to ensure safety from falling coal and other debris items.

Custom sizes and configurations are available to meet your specific application requirements. Fall Arrest Safety Nets offer a cost-effective secure solution for protecting your employees and products from conveyor accidents.







# Fall Arrest **SAFETY NETS**

ABN: 84 154 764 413

## Pallet Rack Netting

Pallet rack netting is used to guard a bay or an entire row within a warehouse environment to reduce the chances of items falling off the shelving and hitting workers.

The pallet racks are designed especially for storage areas and isle-way area protection.

Easy, lightweight installation. Our nets can be attached directly to railings or mounted on rack uprights.







# Fall Arrest **SAFETY NETS**

ABN: 84 154 764 413

## Cargo Netting

We can custom make cargo nets for all applications such as:

- ✓ **Covering for Utes**
- ✓ **Cyclone Safety Nets**
- ✓ **Lifting Objects**
- ✓ **Climbing Nets**
- ✓ **Obstacle Nets**
- ✓ **Hand-made Rope Nets**



If you are driving a vehicle or towing a trailer that is carrying a load you have to ensure that the load is contained properly. Load restraint is making sure that the load does not shift while driving which, in some cases, may cause the vehicle to be unsafe to handle.

### Handmade custom rope nets



Cyclone netting is used mainly on the western side of Australia during cyclone season to tie down machinery, scaffolding etc. We make various size nets to accommodate all objects





**Fall Arrest SAFETY NETS**

ABN: 84 154 764 413

## ATTACHMENTS

Ropes \* Cords



**BORDER ROPE 12MM**



**DYNEEMA ROPE**



**BORDER ROPE 8MM**



**TIE ROPE FLAT BRAIDED**



**REINFORCED ROPE STITCHED**



**STRAPS**



**SUPPORT CABLE**





**Fall Arrest SAFETY NETS**

ABN: 84 154 764 413

## ATTACHMENTS

### Hooks



**SCAFFOLD HOOK**



**THE NET CLAW**



**GRIPPA BRACKET**



**PALLET RACK  
BRACKET**



**TWISTED D SHACKLE  
ATTACHMENT**





# Fall Arrest SAFETY NETS

ABN: 84 154 764 413

## TRAINING

**Q. What is there to learn about Fall Arrest Safety Nets?**

**A.** Learning about Fall Arrest Safety Nets requires skills and knowledge about:

**Compliant Product  
Competent Installation  
Comprehensive Maintenance**

Our fall arrest safety net Compliant Installation Course is conducted primarily at our Queensland premises. However, David (Certificate IV Teaching) does travel to conduct training courses where the need arises.

Our training courses are designed to ensure attendees receive appropriate instruction in fall arrest safety nets and, once completing the course, are competent in the installation, safety aspects, dismantling and storage of safety nets.

For further information view our website on  
**[www.fallarrestsafetynets.com.au](http://www.fallarrestsafetynets.com.au)**







# Fall Arrest SAFETY NETS

ABN: 84 154 764 413







**Fall Arrest SAFETY NETS**

ABN: 84 154 764 413

## Snapshot of a few of our Safety Net Projects



**Roof being installed for Shed**



**Indoor Aquatic Centre**



**Building Houses**



**Roof Trusses**



**Tanks**



**Hyperdome Mall**






**Fall Arrest SAFETY NETS**

ABN: 84 154 764 413

## Safety Net Projects - Mining and WP Nets







# SAFE WORK METHOD STATEMENT

It is a requirement that any business that carries out high risk construction work must, before the work commences, complete a Safe Work Method Statement (SWMS) and Job Safety Analysis (JSA).

The primary purpose of a SWMS is to enable all workers at the workplace to understand the requirements established to carry out high risk construction work in a safe and healthy manner. Not only does the SWMS set out the work activities but it also identifies any hazards that may occur and documents control measures.

Listed below are four points that may assist when completing a SWMS:

- \* Describe the task to be undertaken;
- \* Identify the resources, manpower and skills that will be required to complete the task;
- \* Assess and select control measures appropriately
- \* Plan the work to ensure it can be completed efficiently and effectively.

Keep the SWMS simple and readable by those people who need to know to ensure risks, control measures and the work is being carried out accordingly.



SH&E Work Method Statement	Project	
	Project Address	

ALL PERSONS INVOLVED IN THE WORKS MUST HAVE THE SH&EWS EXPLAINED AND COMMUNICATED TO THEM PRIOR TO START OF WORKS VIA TOOLBOX TALKS.

## SH&E WMS DETAILS

Brief Description of Work Activity	Supply and installation of Fall Arrest Safety Nets and Debris Net
Date of Installation	4 <sup>th</sup> October 2012
Contractor Name and Address	Fall Arrest Safety Nets (a division of Sullivan Enterprises), 136 Castle Hill Drive North, Gaven QLD 4211
ABN	84 154 764 413 and 50 011 035 322 (Sullivan Enterprises)
Personnel Responsible for Monitoring this Activity	David Sullivan, Director, Fall Arrest Safety Nets
Review Date	
Codes of Practice / Standards Consulted: These must be complied with.	'Old Work Health and Safety Regulation 2011', 'How to Manage Work Health and Safety Risks Code of Practice 2011', BS 8411:2007 Code of Practice for Safety Nets on Construction Sites and Other Works, Scaffolding AS/NZS 1576/4576, Mobile elevating working platforms AS1418.10, and AS2550.10, Industrial Fall Arrest AS/NZS 1891, Portable ladders AS/NZ 1892.1, 1892.2, 1892.3, 1892.5, Masonry Structures AS 3/00, Cementitious Materials AS 3582.2, National Standard and Code for Manual Handling, Noise Management and Protection of hearing, AS 1270 Hearing protection, AS 1336-8 Eye protection, AS 2161 Protective gloves, AS 2210 Protective footwear, AS 4024 Safeguarding of machinery, AS4576, Mobile elevating working platforms AS1418.10, and AS2550.10, Safety Belts & Harnesses AS/NZS 1891, AS 1222 Part 1, AS4142.2-1993.
Procedures / Instruction	Installation of Fall Arrest Safety Nets to comply with client specification in compliance with all Safety Legislation
Plant and Equipment Required for this Activity:	Elevated Work Platform (EWP), various hand operated tools, ropes, attachment devices





# Fall Arrest SAFETY NETS

ABN: 84 154 764 413

Activity <small>Break the job down into steps</small>	Potential Safety and Environmental Hazards <small>What can go wrong</small>	Risk Rating				Control Measures	Residual Risk Rating			Person Responsible <small>to ensure management method applied</small>
		L	X	C	R		L	X	C	R
3. Preparing work area on site	Slips, trips, falls	C	3	H		<ul style="list-style-type: none"> <li>Clear work area.</li> <li>Make a level work area if possible.</li> <li>Ensure slab is clean and clear of materials. Ensure Scissor Lift cannot fall off edge of slab if potential to do so occurs.</li> <li>Bump rail to be placed around perimeter if this is possible.</li> <li>Marking plan to be issued to builder, PC and Contractor enlisting the service.</li> <li>Documentation on the netting to be supplied to builder stating netting and parts have been checked and are fit for purpose and safe to use</li> </ul>	D	3	M	
4. Installation of netting Generic works	Manual handling issues	B	3	H		<ul style="list-style-type: none"> <li>Ensure workers are trained in manual handling techniques</li> <li>Ensure workers assess weight of load</li> <li>Ensure route is clear before moving object</li> <li>Ensure a secure grip with both hands</li> <li>Do not twist body, bend at knees</li> <li>Ensure vision is not impaired</li> <li>Lift the load smoothly and avoid jerking</li> <li>Place netting on deck so as not to cause trip hazard</li> </ul>	D	3	M	
	Falling objects	C	3	M		<ul style="list-style-type: none"> <li>Establish exclusion zones around the work area (e.g. Visual barrier, signage)</li> <li>Toe boards to be fitted at all times</li> <li>No workers to stand under load except workers involved in netting installation</li> <li>Keep platform floor clear of debris</li> <li>Use of lanyards on tools</li> <li>PPE should be worn at all times</li> </ul>	D	3	M	
	Incorrectly installed and secured netting fails	B	2	H		<ul style="list-style-type: none"> <li>All workers hold relevant licenses.</li> <li>Netting to be supervised and installed by a Ticketed Rigger, BS 8411:2007</li> <li>All workers trained in netting installation</li> <li>All netting installations comply with legislation</li> </ul>	D	2	M	

## Job Safety Analysis Form

JOB SAFETY ANALYSIS (JSA)		PROJECT ADDRESS	
Developed by:	Position:	Signature:	Date:
Principal Contractor:	Position:	Signature:	Date:

LIKELIHOOD: that the stated consequence will occur							
A	Almost Certain	Almost inevitable outcome, expected to occur in most circumstances					
B	Likely	Not a certainty, but there is a good chance of occurrence					
C	Possible	Could occur					
D	Unlikely	Could occur but not expected. Would require multiple failures of systems/controls					
E	Rare	Little chance of occurrence. Would require a combination of factors to result.					
EXPOSURE (frequency): factor when determining the likelihood of the risk/hazard event occurring							
Continuously	Many times daily						
Frequently	Approximately one daily						
Occasionally	Once a week to once a month						
Infrequent	Once a month to once a year						
CONSEQUENCE	HEALTH & SAFETY	ENVIRONMENT					
1	Catastrophic Fatality or permanent disability (Class 1 incident)	High severity which has or may have permanent and/or irreversible effects					
2	Major Life threatening incident, lost time injury or ongoing illness/health effects (Class 2 incident)	Medium severity which has or may have persistent but reversible effects					
3	Moderate Incident requires medical treatment by a Medical Practitioner (Class 3 incident)	Low severity which has short term and reversible effects					
4	Minor Incident may require first aid treatment only (Class 4 incident)	Impact confined to area impacted by work operations					
5	Insignificant No injuries	Very low environmental impact, not noticeable					
QUALITATIVE RISK ANALYSIS MATRIX							
LIKELIHOOD	Insignificant 5	Minor 4	Moderate 3	Major 2	Catastrophic 1	Extreme Risk	Immediate action required, works must not proceed at this level
A	Almost Certain	H	H	E	E	E	High Risk
B	Likely	M	H	H	E	E	
C	Possible	L	M	H	E	E	Moderate Risk
D	Unlikely	L	L	M	H	E	
E	Rare	L	L	M	H	H	Low Risk
							Acceptable to proceed





It is a priority at Fall Arrest Safety Nets that quality of product, accountability and protection is provided to our customers when selling safety nets. This is achieved by following the established requirements and Standards of assessing and verifying in writing by means of certificates and documentation.

Listed over the next couple of pages are samples of our documentation:

All our safety nets are logged into a register which enables us to keep a record of every safety net that we have sold. It also provides us with information to send reminder letters to our customers when nets are due for testing. A Safety Net Register is given to customers to provide them with a detailed list of their nets.

**ABN: 84 154 764 413**






## Fall Arrest SAFETY NETS

ABN: 84 154 764 413

### Installers Handover Certificate

The Handover Sheet is completed by a Net Installer who checks the Fall Arrest Safety Net Installation. When completed, the Handover Sheet is handed over for a final Inspection by



## Fall Arrest SAFETY NETS

ABN: 84 154 764 413

Installers Handover Certificate			PROJECT							
			PROJECT ADDRESS							
Mesh Size	Tag number Must be attached to net	Net Size	Colour	Corners tied/anchored correctly Ensure secure with no fraying, no loose strands, no abrasions	Ties/anchor points secure Span not greater than 1.8m Ensure secure with no fraying, no loose strands, no abrasions	Border ropes inspected Ensure secure with no fraying, no loose strands, no abrasions	Net lapped, strapped, pinned, laced Ensure secure with no fraying, no loose strands, no abrasions	All debris removed from netting and surrounds All rubbish to be disposed of according to site plan	Overall Visual Inspection of Net Ensure secure with no fraying, no loose strands, no abrasions	Installers Initials

If net is not tagged, or has been tampered with in any way, stop work immediately, notify Site Supervisor and isolate area.  
Competent netting installer to assess, repair and re-tag.

Netting installed by		Signature		Date	
Installed netting inspected by		Signature		Date	

PO Box 30 Ashmore City QLD 4214  
www.fallarrestsafetynets.com.au email: david@fallarrestsafetynets.com.au  
mobile: 0413 940 722 office: 07 5500 4456 fax: 07 5500 4457





# Fall Arrest SAFETY NETS

ABN: 84 154 764 413

## Inspection Certificate

On receipt of a Fall Arrest Safety Net Installation Handover Sheet the Safety Net installation is assessed again by a Net Inspector for compliance. If the net is deemed compliant (safe), the Net Inspection Certificate provides confirmation that the netted area is safe for use by workers. The Net Inspector is not to be the same person as the Net Installer for various reasons and none more so than it is a further prevention for error. A fresh pair of eyes creates a fail proof procedure.



# Fall Arrest SAFETY NETS

ABN: 84 154 764 413

## Inspection Certificate

PROJECT

PROJECT ADDRESS

The following table must have words and numbers in all fields. A tick is not acceptable practice. This form certifies the nets are installed as per AS 4576 / 1576 and the SWMS. Once certification is signed off, the next task/trade over netted area can then proceed.

INSPECTION DETAILS	COMPLIANT	NON COMPLIANT	COMMENT
Installers <b>Certificate of Completion</b> attached			
Netting <b>register attached</b> to certificate			
<b>Tags</b> attached to netting inspected (If tampered with, stop work immediately, notify site supervisor and isolate area. Competent netting installer to repair and retag netting)			
<b>Ties/anchor points</b> secure and inspected (Ensure secure with no fraying, no loose strands, no abrasions)			
<b>Border ropes</b> inspected (Ensure secure with no fraying, no loose strands, no abrasions)			
<b>Corners tied/anchored</b> correctly (Ensure secure with no fraying, no loose strands, no abrasions)			
Netting lapped, strapped, pinned, laced (Ensure secure with no fraying, no loose strands, no abrasions)			
All <b>debris</b> removed from netting & surrounds (All rubbish to be disposed of according to site plan)			
Overall <b>visual</b> inspection of netting (Ensure secure with no fraying, no loose strands, no abrasions)			

Netting <b>installed</b> by		Signature		Date	
Installed netting <b>inspected</b> by		Signature		Date	





## Certificate of Conformity

In accordance with the requisites of the Standard EN 1263.1, Fall Arrest Safety Nets includes with each net sold a Certificate of Conformity. This Certificate is a guarantee that our product is certified by an accredited external organisation and that it complies with all the quality guarantees for the greater satisfaction of our customers.



### CERTIFICATE OF CONFORMITY

**ORDER INFORMATION**

Our Invoice No:	Invoice 555
Your Order No:	Purchase Order 23567
Date:	1 January 2011
Company Name:	New Company Pty Ltd
Company Address:	111 Beanstalk Drive, Whonowhere
Standard:	European Standard EN 1263-1

---

**NET INFORMATION**

Registered No:	10013-3
Date of Manufacture:	1 January 2011
Net Size:	6m x 3m
Description:	Mesh: 100mm x 100mm Cord: 5mm thickness Treatment: UV Treated Polypropylene Colour: Red
Testing Requirement:	Twelve months

---

We certify that the net specifications detailed above conform in all respects with the requirements of the order.

Yours sincerely,

  
**David Sullivan**  
Director

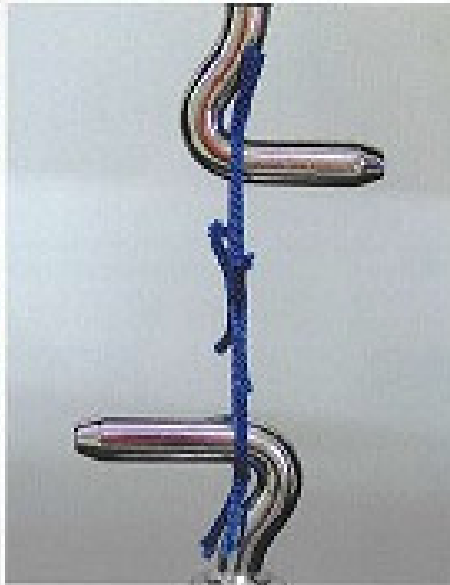
P O Box 30 Ashmore City QLD 4214  
[www.fallarrestsafetynets.com.au](http://www.fallarrestsafetynets.com.au) email: [david@fallarrestsafetynets.com.au](mailto:david@fallarrestsafetynets.com.au)  
mobile: 0413 940 722  
office: 61 07 500 4456 fax: 61 07 5500 4457








## NET TESTING



All safety nets used for fall arrest must be annually tested for the energy absorption capacity of the net. When a new safety net is purchased from Fall Arrest Safety Nets three test meshes are loosely attached to the safety net. After a period of 12 months a reminder letter is forwarded to the client to take off one of the test meshes and return to us for testing in accordance with compliance.



Where the test mesh exceeds the minimum energy absorption capacity then the nets may remain in service for a further period of 12 months.

If on testing, the energy absorption capacity falls below the compliance level the net must be







# Fall Arrest **SAFETY NETS**

ABN: 84 154 764 413



## NEW TO AUSTRALIA

### Edge Protection - Safety Fan Netting

Safety Net Fans perform several functions during the building process, not only forming an effective fall arrest system for the workforce, but also protecting pedestrians and workers from falling objects and debris.

These nets have been used extensively in Europe, USA and the UK very successfully and are only new to the Australian market. This is a further step in providing a safe work environment not only for workers at height but the public at ground level.

The safety fan nets project 3.3m from a building and is tested to comply with EN.1263. The mesh density that is used is 60mm x 60mm with a 20mm x 20mm debris net overlay. With the debris overlay the safety fan net can catch small particles of debris, protecting workers and pedestrians at ground level.



[www.fallarrestsafetynets.com.au](http://www.fallarrestsafetynets.com.au)

Ph: +61 413 940 722





# Fall Arrest **SAFETY NETS**

ABN: 84 154 764 413



[www.fallarrestsafetynets.com.au](http://www.fallarrestsafetynets.com.au)

Ph: +61 413 940 722